

EPIPEN® EPIPEN^{Jr}

adrenalin 0,3/0,15mg

Certificate for Airline Passenger (for attention of airport security and control)

Statement for rescue medication

EpiPen/EpiPen Jr is used for the emergency treatment of sudden and life threatening allergic reactions (anaphylactic shock) to insect stings and bites, foods, drugs, latex and exercise. EpiPen/EpiPen Jr contains a sterile solution of adrenaline (epinephrine) for emergency intra muscular self-injection.

The patient _____ (name)

is suffering from a life threatening _____ allergy.

The EpiPen/EpiPen Jr (adrenaline) auto-injector is the prescribed rescue medication that the patient has to **carry at all-times**. In case of an emergency (a life threatening anaphylactic shock or a serious allergic reaction) the adrenaline can be administered and further damage caused to the patient's health can be avoided.

Physician: Stamp – signature – date

EPI-2020-0234 APR

Symptoms announcing an anaphylactic reaction:

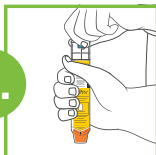
- Prickle and swelling of lips, eyes, throat and in the face
- Urticaria/itching
- Shortness of breath
- Hypotension

EpiPen och **EpiPen Jr** (adrenalin) ATC-kod: C01CA24, Rx. F. **Indikation:** Akutbehandling av anafylaktisk chock eller svår allergisk reaktion mot allergen såsom t.ex. insektsgift, födoämnen eller läkemedel. **Läkemedelsform:** Förfylld autoinjektor innehållande en dos adrenalin. **Styrka:** EpiPen 0,3 mg respektive EpiPen Jr 0,15 mg till barn (<30kg). **Produktresumén senast granskad:** 2020-11-09. **För ytterligare information och pris:** www.fass.se. **Marknadsförs av:** Meda AB (A Viatris company), Tel: 08-630 19 00

EPIPEN® EPIPEN® Jr

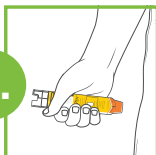
adrenalin 0,3/0,15mg

1.



Grasp EpiPen/EpiPen Jr Auto-Injector in dominant hand, with thumb closest to blue safety cap. With the other hand pull off blue safety cap. **Remember: "Blue to the sky, orange to the thigh"**.

2.



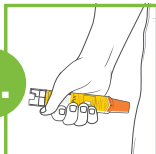
Hold the EpiPen/EpiPen Jr Auto-Injector in a distance of approximately 10 cm away from the outer thigh. The orange tip should point towards the outer thigh.

3.



Jab EpiPen/EpiPen Jr firmly, at a right angle (90 degree angle) to the outer thigh. Hold firmly in place for 5 seconds. The injection is now complete and the window of the Auto-Injector is obscured.

4.



The EpiPen/EpiPen Jr Auto-Injector should be removed and safely discarded. The orange needle cover will extend to cover the needle.

5.



Massage the injection area for 10 seconds.

CALL EMERGENCY SERVICES IMMEDIATELY

Application of a second EpiPen/EpiPen Jr:

A second dose can be given after 5-15 minutes if necessary.

Regard the expiry date:

Replace your EpiPen/EpiPen Jr before reaching **the expiry date** (see «EXP») on the packaging or pen.

